

## Product Datasheet

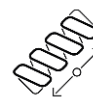
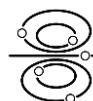
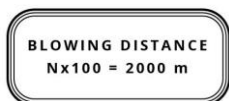
### Fiber Optic Cable: Blowing MT 12

A-DQ4Y G.652D 40N Ø 3.6mm

#### Order information

Design	Part number
A-DQ4Y 12 (1x12) G.652D 40N Ø 3.6mm	0124-78179-18-FC00090
A-DQ4Y 24 (2x12) G.652D 40N Ø 3.6mm	0124-78180-18-FC00090
A-DQ4Y 36 (3x12) G.652D 40N Ø 3.6mm	0124-78181-18-FC00090
A-DQ4Y 48 (4x12) G.652D 40N Ø 3.6mm	0124-78147-18-FC00090

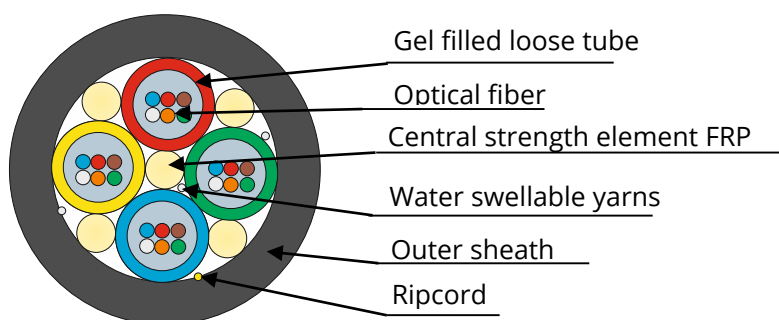
#### Product Pros



Cables are tested according to IEC 60794-1-21:2015	Blowing track: 2000 m Performance confirmed	Tube inner diameter suitable for blowing	All-dielectric design	Tension: installation 100N operation 40N
--	--	--	-----------------------	---

#### Application and design

For blowing in duct or micro duct.



Cable consists of stranded core with central strength member (FRP), gel-filled loose tubes with optical fibers. Stranded core is fixed by water-swallowable yarns. Outer jacket is made of polyamide PA12. Color of outer jacket is black. Ripcord is laid under the cable jacket.

#### Color identification of loose tubes and optical fibers is according to DIN VDE 0888-100-1

1	2	3	4	5	6	7	8	9	10	11	12
											
Red	Green	Blue	Yellow	White	Slate	Brown	Violet	Aqua	Black	Orange	Rose

Other colors upon request

## Cable marking example

Marking is made on each meter of cable

Fiber optic cable = EMCAB = A-DQ4Y 48 4 x 12 G652.D+G.657.A1 40N Ø 3.6mm BATCH 2020 = 00001 m =										
	1	2	3	4	5	6	7	8	9	10
1	Cable type				6	Operation tension				
2	Fiber count				7	Cable diameter				
3	Number of loose tubes				8	Batch number				
4	Fibers per loose tube				9	Year of production				
5	Fiber type				10	Meter marking				

## Design details

Fiber count	12	24	36	48
Number of loose tubes	1	2	3	4
Fibers per loose tube	12			
Number of PBT fillers	3	2	1	-
Cable diameter ±0.2	mm		3.6	
Cable weight	kg/km		10.0	

Other designs upon request

## Operating parameters

Operation temperature	-30°C...+70°C
Installation temperature	-30°C...+50°C
Transportation and storage temperature	-60°C...+70°C
Minimum bending radius	15 x cable diameter
Life time	25 years (per fiber supplier)

## Optical fiber

Fiber brand	Corning SMF 28®ULTRA 200
ITU-T Recommendation	G.652D + G.657.A1
Dimensional Specifications	
Core-Clad Concentricity	0.5 µm
Cladding Diameter	125 ±0.7 µm
Cladding Non-Circularity	0.7 %
Coating Diameter	200 ±5 µm
Transmission Specifications	
Attenuation in the cable (dB/km):	
1310 nm wavelength (Typical* / Max.)	0.32* / 0.35
1550 nm wavelength (Typical* / Max.)	0.19* / 0.21

\* Typical attenuation is the real level of optical attenuation of at least 90% fibers after cabling

Additional information about optical fibers on [www.ma-fia.cz](http://www.ma-fia.cz)

## Blowing performance

Tube outer/inner diameter, mm	Installation distance, m
8/5	1000
10/6	1300

## Cable parameters

Parameter	Nominal value		Evaluation criterion
Tensile strength (IEC 60794-1-21 method E1)	operation (fiber strain $\leq 0.2\%$ ) 40 N	installation (fiber strain $\leq 0.6\%$ ) 100 N	- $\Delta\alpha^* \leq 0.05$ dB - no damage
Crush (IEC 60794-1-21 method E3)	0.05 kN/cm		
Repeated bending (IEC 60794-1-21 method E6)	20 cycles, bending radius $\pm 90^\circ$		
Torsion (IEC 60794-1-21 method E7)	- 10 cycles - torsion angle $\pm 360^\circ$ length 4 m		
Impact (IEC 60794-1-21 method E4)	Impact energy 2 J		
Water penetration (IEC 60794-1-22 method F5C)	Sample length: 3 m Testing time: 24 hours		No water at the cable end
Temperature cycling** (IEC 60794-1-22 method F1)	- temperature range from $-30^\circ\text{C}$ to $70^\circ\text{C}$ - 2 cycles - cycle period $\geq 16$ hours		$\Delta\alpha^* \leq 0.05$ dB/km
Compound flow (IEC 60794-1-21 method E14)	at $70^\circ\text{C}$		No dripped compound

\* - attenuation increasing at standard wavelengths

\*\* - other temperature range upon request

## Safety standards compliance

RoHS: 2011/65/EU; 2015/863/EU

"Restriction on the use of certain Hazardous Substances"

REACH: 1907/2006/EU

"Registration, Evaluation, Authorisation and Restrictions of Chemicals"

## Reel packing and marking

Cables are supplied on non-returnable wooden reels. Reel diameter is not less than 40 diameters of the cable. Not less than 2 m of inside end of the cable is fixed to the reel flange. The cable ends are sealed with waterproof covers.

The label on the outer reel flange contains our trademark, cable type, customer's name and PO, reel number, production date, cable length, cable weight net/gross.

The following information is printed on the reel flange: manufacturer's name and website, rotation direction, cable end indication, shipping and handling summary, labels "Fragile" and "Handle with care".

Our cable passport shows: cable type, technical standard number, cable length, fiber type, fiber coloring, fibers per tube, tube identification coloring, final attenuation for all fibers, refractive index of the fiber, fiber manufacturer and production date.

Cable passport is affixed to the inner flange in a plastic bag. Additional information can be included on the passport upon request.